



Designer Radiators

Mackay - 2 Column Radiator - White

Code	Height (mm)	Width (mm)	Depth	No. of Sections	Watts	BTUs	RRP
E70362	500	988	68	22	817	2788	£386.00
E70363	600	636	68	14	616	2102	£278.00
E70364	600	812	68	18	792	2703	£338.00
E70365	600	1252	68	28	1232	4204	£492.00
E70366	1800	284	68	6	774	2641	£254.00
E70367	1800	372	68	8	1032	3522	£327.00
E70368	1800	460	68	10	1290	4402	£373.00

Mackay - 3 Column Radiator - White

Code	Height (mm)	Width (mm)	Depth	No. of Sections	Watts	BTUs	RRP
E70369	500	988	100	22	1131	3859	£465.00
E70370	500	1252	100	28	1440	4914	£574.00
E70371	600	636	100	14	852	2908	£340.00
E70372	600	812	100	18	1097	3743	£415.00
E70373	1800	372	100	8	1412	4818	£383.00
E70374	1800	460	100	10	1764	6019	£453.00
E70375	1800	548	100	12	2117	7224	£525.00



Mackay
Tubular Column
White

Mela

Large Tubular Column White

Mela - Contemporary Column Radiator - Vertical - White

Code	Height (mm)	Width (mm)	Depth	No. of Sections	Watts	BTUs	RRP
E70243	1800	230	65	3	922	3147	£265.00
E70244	1800	370	65	5	1538	5245	£392.00
E70245	1800	510	65	7	2153	7344	£518.00

Mela - Contemporary Column Radiator - Horizontal - White

Code	Height (mm)	Width (mm)	Depth	No. of Sections	Watts	BTUs	RRP
E70235	450	506.5	90	7	398	1358	£223.00
E70236	450	784.5	90	11	625	2132	£296.00
E70237	450	993	90	14	796	2716	£433.00
E70238	450	1202	90	17	966	3296	£524.00
E70239	550	506.5	90	7	505	1723	£251.00
E70240	550	784.5	90	11	793	2705	£335.00
E70241	550	993	90	14	1009	3443	£490.00
E70242	550	1202	90	17	1226	4183	£593.00



MILD
STEEL



Mela - Towel Warmer Bar Accessory - Chrome Finish

Code	Length	Finish	RRP
E70257	200	Chrome	£57.00
E70258	340	Chrome	£57.00
E70259	480	Chrome	£57.00

All dimensions are in mm



Contemporary twist on a
classic design

Bryde

Rectangular Column
Choice of Finishes

Shown in Chrome Finish


FIFTEEN YEAR
15
GUARANTEE

MILD
STEEL

FINISH
OPTIONS



Chrome Finish



Matt Black



White

Bryde - 3 Column Radiator - Chrome Finish

Code	Height (mm)	Width (mm)	Depth	Bars	Watts	BTUs	RRP
E70176	1200	252	70	5	242	825	£275.00
E70179	1200	352	70	7	339	1155	£317.00
E70182	1800	252	70	5	351	1196	£324.00
E70185	1800	358	70	7	491	1675	£491.00

Bryde - 3 Column Radiator - Matt Black

Code	Height (mm)	Width (mm)	Depth	Bars	Watts	BTUs	RRP
E70178	1200	252	70	5	367	1253	£211.00
E70181	1200	358	70	7	515	1755	£237.00
E70184	1800	252	70	5	533	1817	£256.00
E70187	1800	358	70	7	746	2545	£305.00

Bryde - 3 Column Radiator - White

Code	Height (mm)	Width (mm)	Depth	Bars	Watts	BTUs	RRP
E70177	1200	252	70	5	367	1253	£211.00
E70180	1200	358	70	7	515	1755	£237.00
E70183	1800	252	70	5	533	1817	£256.00
E70186	1800	352	70	7	746	2545	£305.00



Bryde - Towel Warmer Bar Accessory

Code	Length	Finish	RRP
E70188	266	Chrome	£45.00
E70189	375	Chrome	£45.00

All dimensions are in mm

Kisdon

Horizontal Panel
Anthracite or White



Shown in Anthracite

Kisdon - Single Panel - Horizontal - White

Code	Height (mm)	Width (mm)	Thickness	Pipe Centres	Watts	BTUs	RRP
E70410	450	900	81	850	420	1433	£231.00
E70411	450	1200	81	1150	552	1883	£262.00
E70412	598	900	81	850	560	1910	£280.00
E70413	598	1200	81	1150	736	2511	£320.00

Kisdon - Double Panel - Horizontal - White

Code	Height (mm)	Width (mm)	Thickness	Pipe Centres	Watts	BTUs	RRP
E70402	450	900	126	850	654	2231	£392.00
E70419	450	1200	126	1150	858	2927	£447.00
E70420	598	900	126	850	872	2975	£491.00
E70421	598	1200	126	1150	1144	3903	£563.00

Kisdon - Single Panel - Horizontal - Anthracite

Code	Height (mm)	Width (mm)	Thickness	Pipe Centres	Watts	BTUs	RRP
E70414	450	900	81	850	420	1433	£233.00
E70415	450	1200	81	1150	552	1883	£264.00
E70416	598	900	81	850	560	1910	£282.00
E70417	598	1200	81	1150	736	2511	£322.00

Kisdon - Double Panel - Horizontal - Anthracite

Code	Height (mm)	Width (mm)	Thickness	Pipe Centres	Watts	BTUs	RRP
E70422	450	900	126	850	654	2231	£394.00
E70423	450	1200	126	1150	858	2927	£449.00
E70424	598	900	126	850	872	2975	£494.00
E70425	598	1200	126	1150	1144	3903	£567.00

Kisdon

Vertical Panel
Anthracite or White



Shown in White

Kisdon - Single Panel - Vertical - White

Code	Height (mm)	Width (mm)	Thickness	End to End	Watts	BTUs	RRP
E70394	1800	228	80	204	402	1371	£204.00
E70395	1800	376	80	376	670	2286	£279.00
E70396	1800	524	80	528	938	3200	£353.00
E70397	1800	672	80	680	1206	4114	£428.00

Kisdon - Single Panel - Vertical - Anthracite

Code	Height (mm)	Width (mm)	Thickness	End to End	Watts	BTUs	RRP
E70398	1800	228	80	204	402	1371	£207.00
E70399	1800	376	80	376	670	2286	£281.00
E70400	1800	524	80	528	938	3200	£357.00
E70401	1800	672	80	680	1206	4114	£431.00

Kisdon - Double Panel - Vertical - White

Code	Height (mm)	Width (mm)	Thickness	End to End	Watts	BTUs	RRP
E70402	1800	228	122	204	627	2193	£323.00
E70403	1800	376	122	376	1045	3565	£471.00
E70404	1800	524	122	528	1463	4991	£618.00
E70405	1800	672	122	680	1881	6417	£766.00

Kisdon - Double Panel - Vertical - Anthracite

Code	Height (mm)	Width (mm)	Thickness	End to End	Watts	BTUs	RRP
E70406	1800	228	122	204	627	2193	£326.00
E70407	1800	376	122	376	1045	3565	£473.00
E70408	1800	524	122	528	1463	4991	£622.00
E70409	1800	672	122	680	1881	6417	£770.00

All dimensions are in mm



Everest
Flat Panel
Horizontal Lines

Everest Line - Type 11 Single Convector - White

Code	Height (mm)	Width (mm)	Depth (mm)	Watts	BTUs	RRP
3031105	300	500	63	235	802	£100.00
3031110	300	1000	63	469	1601	£144.00
3031115	300	1500	63	704	2401	£200.00
3051104	500	400	63	298	1017	£104.00
3051106	500	600	63	448	1530	£115.00
3051108	500	800	63	598	2040	£137.00
3051110	500	1000	63	746	2545	£160.00
3051112	500	1200	63	897	3060	£182.00
3051114	500	1400	63	1046	3570	£204.00
3051116	500	1600	63	1194	4075	£227.00
3051118	500	1800	63	1343	4584	£249.00
3061104	600	400	63	348	1188	£108.00
3061106	600	600	63	522	1782	£130.00
3061108	600	800	63	696	2375	£153.00
3061110	600	1000	63	870	2969	£175.00
3061112	600	1200	63	1044	3563	£197.00
3061114	600	1400	63	1219	4158	£220.00
3061116	600	1600	63	1392	4751	£242.00
3061118	600	1800	63	1566	5345	£264.00
3061120	600	2000	63	1741	5939	£287.00

Everest Line - Type 22 Double Convector - White

Code	Height (mm)	Width (mm)	Depth (mm)	Watts	BTUs	RRP
3032205	300	500	102	465	1587	£135.00
3032210	300	1000	102	929	3171	£191.00
3032215	300	1500	102	1394	4756	£246.00
3052204	500	400	102	555	1894	£154.00
3052206	500	600	102	833	2843	£177.00
3052208	500	800	102	1110	3788	£199.00
3052210	500	1000	102	1388	4737	£221.00
3052212	500	1200	102	1666	5686	£244.00
3052214	500	1400	102	1943	6631	£266.00
3052216	500	1600	102	2222	7580	£288.00
3052218	500	1800	102	2499	8526	£311.00
3062204	600	400	102	640	2184	£170.00
3062206	600	600	102	961	3280	£192.00
3062208	600	800	102	1281	4372	£215.00
3062210	600	1000	102	1601	5464	£237.00
3062212	600	1200	102	1921	6556	£259.00
3062214	600	1400	102	2241	7649	£281.00
3062216	600	1600	102	2563	8744	£304.00
3062218	600	1800	102	2883	9836	£326.00
3062220	600	2000	102	3203	10928	£348.00

Alto Line

Flat Panel
Vertical Lines



Alto Line - Type 22 Double Convactor - White

Code	Height (mm)	Width (mm)	Depth (mm)	Watts	BTUs	RRP
3162203	1600	300	102	1026	3501	£439.00
3162205	1600	500	102	1710	5835	£462.00
3182205	1800	500	102	1845	6295	£484.00

All dimensions are in mm

Plan

Smooth Flat Panel
Minimalist



Plan - Type 11 Single Convector - White

Code	Height (mm)	Width (mm)	Depth (mm)	Watts	BTUs	RRP
4031105	300	500	63	235	802	£122.00
4031110	300	1000	63	469	1601	£190.00
4031115	300	1500	63	704	2401	£259.00
4051104	500	400	63	298	1017	£142.00
4051106	500	600	63	448	1530	£170.00
4051108	500	800	63	597	2040	£197.00
4051110	500	1000	63	746	2545	£225.00
4051112	500	1200	63	895	3060	£252.00
4051114	500	1400	63	1044	3570	£280.00
4051116	500	1600	63	1194	4075	£307.00
4051118	500	1800	63	1343	4584	£335.00
4061104	600	400	63	348	1188	£160.00
4061106	600	600	63	522	1782	£187.00
4061108	600	800	63	696	2375	£215.00
4061110	600	1000	63	870	2969	£242.00
4061112	600	1200	63	1044	3563	£269.00
4061114	600	1400	63	1218	4158	£297.00
4061116	600	1600	63	1392	4751	£324.00
4061118	600	1800	63	1566	5345	£352.00
4061120	600	2000	63	1741	5939	£379.00

Plan - Type 22 Double Convector - White

Code	Height (mm)	Width (mm)	Depth (mm)	Watts	BTUs	RRP
4032205	300	500	102	465	1587	£194.00
4032210	300	1000	102	929	3171	£263.00
4032215	300	1500	102	1394	4756	£331.00
4052204	500	400	102	555	1894	£218.00
4052206	500	600	102	833	2843	£245.00
4052208	500	800	102	1110	3788	£273.00
4052210	500	1000	102	1388	4737	£300.00
4052212	500	1200	102	1666	5686	£328.00
4052214	500	1400	102	1943	6631	£355.00
4052216	500	1600	102	2222	7580	£383.00
4052218	500	1800	102	2499	8526	£410.00
4062204	600	400	102	640	2184	£237.00
4062206	600	600	102	961	3280	£264.00
4062208	600	800	102	1281	4372	£292.00
4062210	600	1000	102	1601	5464	£319.00
4062212	600	1200	102	1921	6556	£347.00
4062214	600	1400	102	2241	7649	£374.00
4062216	600	1600	102	2563	8744	£402.00
4062218	600	1800	102	2883	9836	£429.00
4062220	600	2000	102	3203	10928	£457.00

Verona Lo-Line

Flat Panel
Contemporary Solution



Verona Lo-Line - Low Profile - White

Code	Height (mm)	Width (mm)	Depth (mm)	Watts	BTUs	RRP
248581	144	800	92	530	1809	£292.00
248311	144	1400	92	928	3166	£386.00
248314	144	2000	92	1326	4524	£489.00
248315	144	2200	92	1459	4980	£523.00
248323	292	2200	92	2468	8423	£798.00

All dimensions are in mm

Verona

Flat Panel
Horizontal Lines



Verona - Single Panel - White

Code	Height (mm)	Width (mm)	Depth (mm)	Watts	BTUs	RRP
248363	588	500	60	500	1707	£249.00
248364	588	600	60	599	2044	£266.00
248365	588	700	60	699	2385	£283.00
248366	588	800	60	799	2727	£300.00
248368	588	1000	60	999	3410	£335.00
248370	588	1200	60	1199	4092	£369.00
248371	588	1400	60	1399	4775	£403.00
248372	588	1600	60	1598	5452	£438.00
248373	588	1800	60	1798	6135	£472.00
248374	588	2000	60	1998	6817	£506.00

Verona - Double Panel - White

Code	Height (mm)	Width (mm)	Depth (mm)	Watts	BTUs	RRP
248415	588	500	110	992	3385	£541.00
248416	588	600	110	1158	3981	£575.00
248417	588	700	110	1323	4514	£609.00
248418	588	800	110	1489	5080	£644.00
248419	588	1000	110	1654	5643	£678.00
248421	588	1200	110	1985	6773	£747.00
248422	588	1400	110	2316	7902	£815.00
248423	588	1600	110	2646	9028	£884.00
248424	588	1800	110	2977	10158	£953.00
248425	588	2000	110	3308	11287	£1021.00

Verona

Flat Panel
Vertical Lines



Verona - Vertical Profile - White

Code	Height (mm)	Width (mm)	Depth (mm)	Watts	BTUs	RRP
248340	1800	440	70	780	2662	£318.00
248341	1800	588	70	1040	3550	£403.00
248342	1800	736	70	1300	4436	£489.00
248343	2000	440	70	870	2969	£403.00
248344	2000	588	70	1160	3959	£489.00
248345	2000	736	70	1450	4947	£575.00

All dimensions are in mm

Verona Slimline

Flat Panel
Side Edge Feature




Verona Slimline - Edge Profile - White

Code	Height (mm)	Width (mm)	Depth (mm)	Watts	BTUs	RRP
248300	1800	320	130	872	2976	£343.00
248301	1800	440	130	1199	4092	£429.00
248302	1800	520	130	1417	4836	£515.00
248303	1800	640	130	1744	5952	£601.00
248304	2000	320	130	978	3338	£403.00
248305	2000	440	130	1344	4587	£489.00
248306	2000	520	130	1589	5423	£575.00
248307	2000	640	130	1956	6676	£661.00

Column Concept

Tubular Form
Slate Grey

*Right on trend!
- Slate Grey*



Column 3 Concept - Slate Grey - 3 Tube Depth

Code	Height (mm)	Width (mm)	Depth (mm)	Watts	BTUs	RRP
263133	600	628	100	792	2703	£420.00
263134	600	858	100	1096	3741	£463.00
263135	600	1042	100	1340	4573	£540.00
263136	600	1272	100	1644	5611	£651.00

Column 4 Concept - Slate Grey - 4 Tube Depth

Code	Height (mm)	Width (mm)	Depth (mm)	Watts	BTUs	RRP
263140	600	628	136	1037	3538	£437.00
263141	600	858	136	1436	4900	£506.00
263142	600	1042	136	1756	5991	£591.00
263143	600	1272	136	2155	7353	£686.00

All dimensions are in mm



Column 2 - White - 2 Tube Depth

Code	Height (mm)	Width (mm)	Depth (mm)	Watts	BTUs	RRP
263012	500	628	62	499	1703	£206.00
263028	600	628	62	589	2010	£223.00
263029	600	858	62	815	2782	£283.00
263030	600	1042	62	997	3403	£343.00
263031	600	1272	62	1223	4174	£446.00



Column 3 - White - 3 Tube Depth

Code	Height (mm)	Width (mm)	Depth (mm)	Watts	BTUs	RRP
263016	500	444	100	464	1583	£223.00
263018	500	858	100	929	3171	£292.00
263019	500	1042	100	1135	3874	£386.00
263020	500	1272	100	1393	4754	£498.00
263021	500	1456	100	1600	5459	£532.00
263022	500	1870	100	2064	7044	£669.00
263032	600	444	100	548	1870	£240.00
263033	600	628	100	792	2703	£275.00
263034	600	858	100	1096	3741	£318.00
263035	600	1042	100	1340	4573	£395.00
263036	600	1272	100	1644	5611	£506.00
263037	600	1456	100	1888	6444	£549.00
263038	600	1870	100	2436	8314	£704.00
263044	750	858	100	1337	4563	£395.00
263045	750	1042	100	1635	5580	£463.00
263046	750	1272	100	2006	6844	£601.00
263047	750	1456	100	2303	7858	£704.00




Column
Vertical Tubes
Choice of Depth



Column 4 - White - 4 Tube Depth

Code	Height (mm)	Width (mm)	Depth (mm)	Watts	BTUs	RRP
263025	500	858	136	1217	4152	£360.00
263026	500	1042	136	1487	5074	£446.00
263027	500	1272	136	1825	6227	£541.00
263040	600	628	136	1037	3538	£292.00
263041	600	858	136	1436	4900	£360.00
263042	600	1042	136	1756	5991	£446.00
263043	600	1272	136	2155	7353	£541.00
263050	750	628	136	1266	4320	£343.00
263051	750	858	136	1753	5981	£446.00
263052	750	1042	136	2143	7312	£532.00
263053	750	1272	136	2630	8974	£669.00



Column Vertical - White - 2 Tube Depth

Code	Height (mm)	Width (mm)	Depth (mm)	Watts	BTUs	RRP
263054	1800	352	62	868	2962	£275.00
263055	1800	444	62	1116	3809	£360.00
263056	2000	352	62	1197	4084	£283.00
263057	2000	444	62	1242	4239	£369.00

All dimensions are in mm